AMP4045C
SOLID STATE HIGH POWER AMPLIFIER

FEATURES

Designed for EMI/RFI, lab, CW/Pulse and all communication applications.
Small form factor, rack mounted system
Class A/AB Linear design
High power advanced technology devices
Instantaneous wide bandwidth
Built-in protection circuits, with extensive monitoring
Local LCD & remote flexible interfaces
High efficiency, with unprecedented reliability and ruggedness

ELECTRICAL SPECIFICATIONS: 50Ω, 25°C

Parameter	Specification	Notes
Operating Frequency Range	960 - 1600 MHz	
Power Output @ Psat	2000 Watt Min	CW or Pulse
Power Gain	63 dB Min	0dBm or less for rated Pout
Power Gain Flatness	4 dB p-p Max	Constant input power
Gain Adjustment Range	20 dB Min	Local or remote
Input / Output Return Loss	-10 dB Max	
2-Tone Intermodulation (IMD)	-30 dBc Typ	53dBm/Tone, Δ = 1MHz
Harmonics	-20 dBc Typ	At rated output
Spurious	-60 dBc Max	Non-harmonic
Operating Voltage	180 - 240 VAC, 208 VAC, 3-Phase	47 - 63 Hz
Power Consumption	8 KW Max	At rated output
Input Power Protection	+10 dBm Max[1]	
Load VSWR Protection	4 : 1: Max[2]	Foldback @ preset limit
Sample Port Coupling (optional)	-50 dB	N-Female

1 Units with optional digital monitor and control, for basic units <10 Sec without damage
2 Units with optional digital monitor and control, for basic units <1 minute at rated Pout

ENVIRONMENTAL CHARACTERISTICS

Parameter	Specification	Notes
Operating Ambient Temperature	0 to +50 °C	
Storage Temperature	-40 to +85 °C	
Relative Humidity	up to 95 %	Non-condensing
Altitude	3000 meters	
Shock & Vibration	Normal transport[3]	

3 MIL Spec available for quotation

MECHANICAL SPECIFICATIONS

Parameter	Specification	Notes
Dimensions W x H x D	5U + 3U + 5U	13U, excluding cabinet
Weight	100 Kg. Nom.	
RF Connectors In/Out/Sample	Type-N Female/7/16 Female/Type-N Female	Front or rear panel
Interface Connector	9-Pin D-Sub	Rear panel
AC Power	IEC 60320-C14	Or equivalent
Cooling	Built in Fan Cooling	Variable speed
OPTIONAL: Digital Monitor & Control FWD, REV, VSWR, GAIN, ALC, V & I, TEMP, Safety Interlock (BNC Female on rear)	Ethernet RJ-45 TCP/IP, RS422/485, USB Optional GPIB Interface Safety Interlock, Open=STBY/Short=RFON	

e

AMP4045C
SOLID STATE HIGH POWER AMPLIFIER

AVAILABLE SPECIAL OPTIONS

Parameter	Specification	Notes
Option FRS: Forward RF Sample	-50dB, Type N-Female	Front or rear panel
Option RRS: Reflected RF Sample	-40dB, Type N-Female	Front or rear panel
Option GPIB: GPIB remote control	GPIB IEEE-488 Remote capability	
Included CPM: Calibrated Power Monitoring (With Option DMC purchase)	Offset correction entry for +/- 0.2dB accuracy	8-points standard[4]

4 Consult the factory if additional points are required.

OUTLINE DRAWING

SHOWN IN A RACK CABINET FOR ILLUSTRATION ONLY

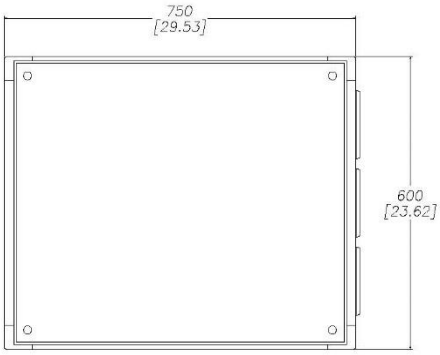
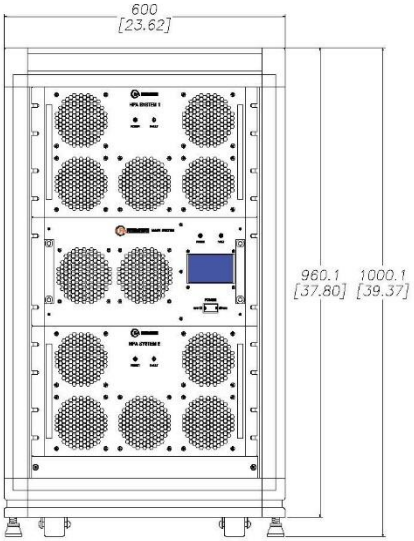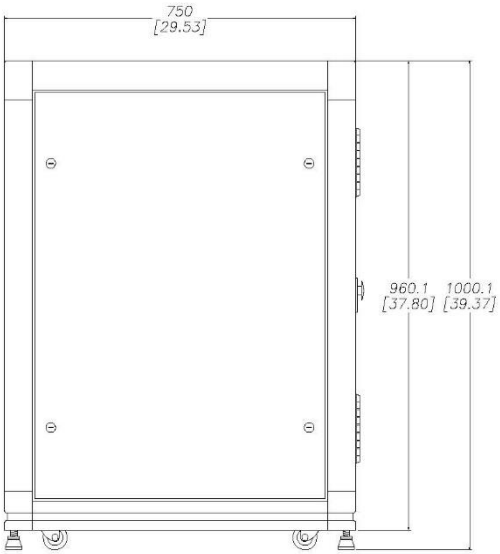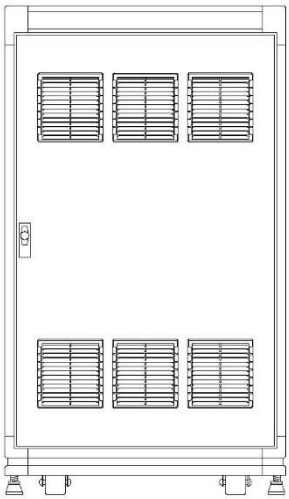
* *UNIT : mm / [inch]*
* *Rack Size : 18U*
* *System : 6U + 5U + 6U*